

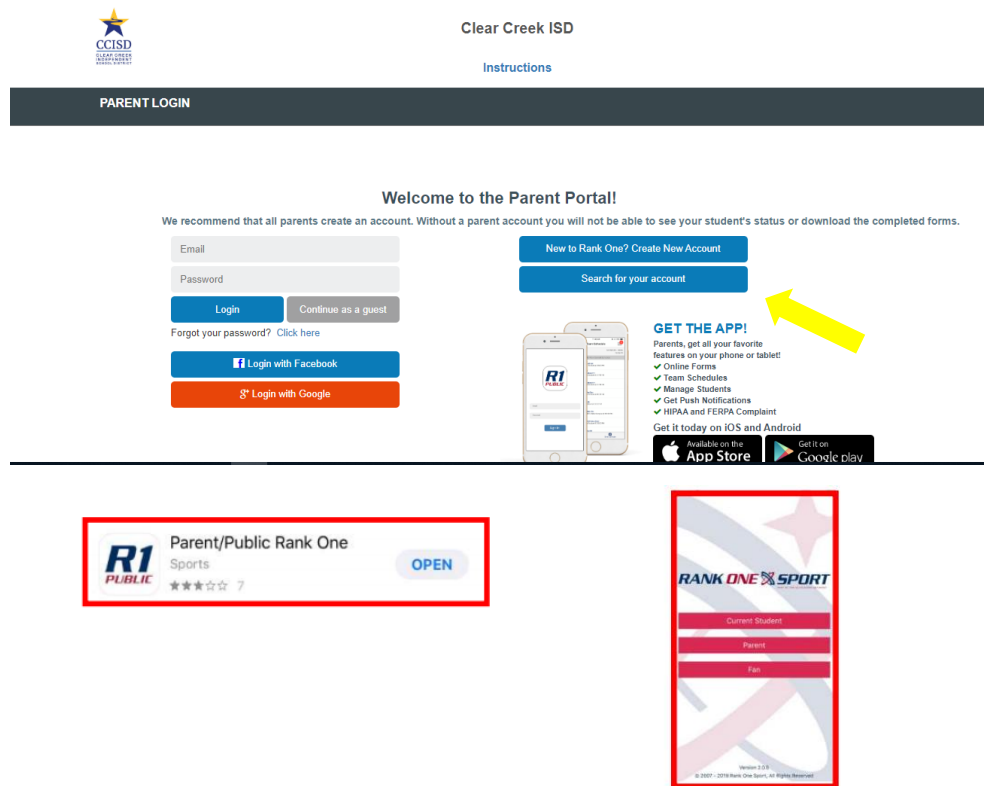
# Rank One Sport Parent Access

CCISD Parents,

Just as in previous years, CCISD is requiring a new physical prior to participation in CCISD athletics which includes Cheerleading and Dance. CCISD Athletics has purchased a new system that will allow for most of the paperwork to be completed online. Please review this communication on how to complete the required paperwork prior to the first practice day or tryout day.

1. <https://clearcreekisd.rankonesport.com/New/NewParentLogin.aspx>

- Enter the link into your browser to start the registration process for Rank One or you can download the App from the App Store or Google Play Store



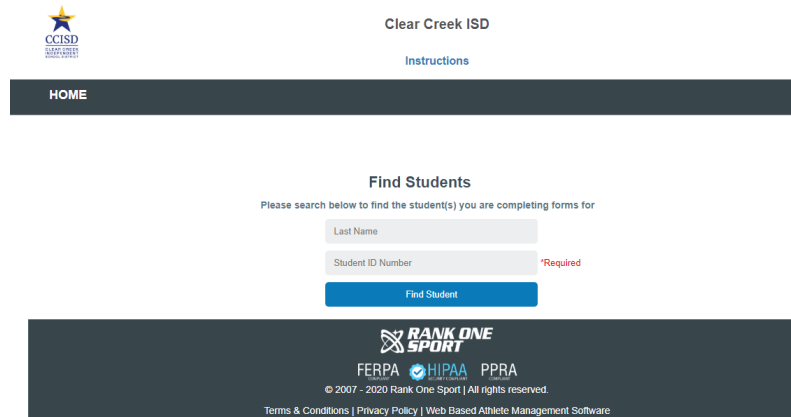
The screenshot shows the Rank One Sport Parent Portal website. At the top left is the CCISD logo. The main header says "Clear Creek ISD" and "Instructions". Below that is a dark bar with "PARENT LOGIN". The main content area says "Welcome to the Parent Portal!" and "We recommend that all parents create an account. Without a parent account you will not be able to see your student's status or download the completed forms." There are input fields for "Email" and "Password", and buttons for "Login", "Continue as a guest", "Login with Facebook", and "Login with Google". A "New to Rank One? Create New Account" button is highlighted with a yellow arrow. Below the login section is a "GET THE APP!" section with a list of features: Online Forms, Team Schedules, Manage Students, Get Push Notifications, and HIPAA and FERPA Compliant. It also says "Get it today on iOS and Android" and has "Available on the App Store" and "Get it on Google play" buttons. At the bottom, there are two app store cards. The first is for "R1 PUBLIC Parent/Public Rank One Sports" with a 4.7 star rating and an "OPEN" button. The second is for "RANK ONE SPORT" with a red background and a star logo.

- Click on Create New Account and Enter your information
- An email confirmation will be sent to your email you registered with. Open the email and confirm your account
- You will now be able to login to your account

## Rank One Sport Parent Access

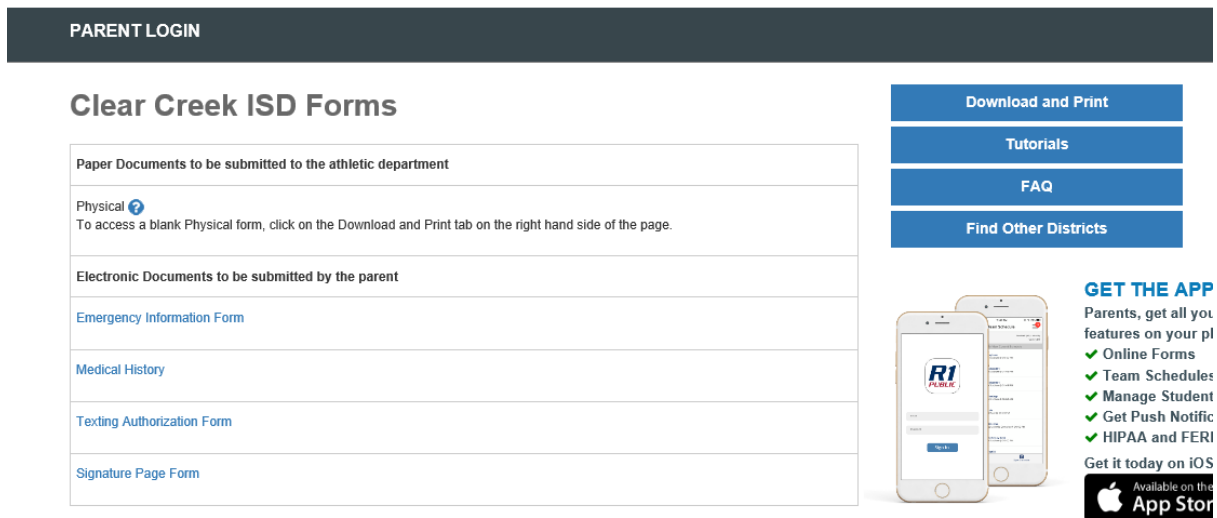
### 2. Search for your Student Athlete's Name

- You must use name and student ID number
- You may add all of your children under the same account once in.



The screenshot shows the Rank One Sport Parent Access search interface. At the top left is the Clear Creek ISD logo. Below it is a navigation bar with "HOME" and "Instructions". The main heading is "Find Students" with the instruction "Please search below to find the student(s) you are completing forms for". There are two input fields: "Last Name" and "Student ID Number" (marked as required). A "Find Student" button is below the fields. At the bottom, there is a footer with the Rank One Sport logo, FERPA, HIPAA, and PPRA icons, and copyright information: "© 2007 - 2020 Rank One Sport | All rights reserved. Terms & Conditions | Privacy Policy | Web Based Athlete Management Software".

### 3. Under each student account, there will be a list of forms that must be filled out. There is a mix of paper documents and electronic documents.



The screenshot shows the "PARENT LOGIN" section of the Rank One Sport Parent Access interface. The main heading is "Clear Creek ISD Forms". On the right, there are four blue buttons: "Download and Print", "Tutorials", "FAQ", and "Find Other Districts". The main content area is divided into two sections: "Paper Documents to be submitted to the athletic department" and "Electronic Documents to be submitted by the parent". Under the "Paper Documents" section, there is a "Physical" form with a question mark icon and a note: "To access a blank Physical form, click on the Download and Print tab on the right hand side of the page." Under the "Electronic Documents" section, there are links for "Emergency Information Form", "Medical History", "Texting Authorization Form", and "Signature Page Form". On the right side, there is a "GET THE APP" section with a list of features: "Parents, get all your features on your phone", "Online Forms", "Team Schedules", "Manage Student", "Get Push Notific", "HIPAA and FER", and "Get it today on iOS". Below this is an "Available on the App Store" logo.

- **Paper Documents** can be found under the download and print tab. Under that tab you will find the actual physical form that must be filled out by the physician. Take the form to your physician when your child gets their physical. This paper will be handed into your athletic trainer at the high school or your coordinator at the intermediate level.
  - The second paper document under the download and print tab is the authorization of medication form. This form is for kids with asthma who carry an inhaler or need to store diabetic medication in the athletic training room (HS) or with coordinator (Intermediate). This form will need to be filled out and signed by physician and parent.
- **Electronic Documents** are pages you will visit and fill out appropriate information. Please have parents and students sign where appropriate.